



Sede Legale ed Amministrativa / Headquarters
CEFLA s.c.
Via Selice Provinciale, 23/a
40026 Imola (BO) - Italy
t. +39 0542 653111
f. +39 0542 653344
sternweber@sternweber.com
sternweber.com

Stabilimento / Plant
Via Bicocca, 14/C
40026 Imola (BO) - Italy
t. +39 0542 653441
f. +39 0542 653601

02/2019

S280GB191500

Due to our policy of constant technological upgrading, technical specifications may be subject to change without prior notice. aviso.
According to the standards in force, in extra-EU areas the availability and specifications of some products and/or characteristics may vary. Please contact your local distributor for further information.

PROFESSIONAL
PERSONALITY

STERNWEBER.COM



S280TRC





YOUR TALENT INSPIRES US

EVERYTHING UNDER CONTROL

Everything is managed from the new 7" multi-touch control panel. Every branch of dentistry benefits from the evolved system of controls, which cover specialist treatments such as endodontics and implantology.

ADAPTABLE TO SPECIFIC NEEDS

Innovative functions and integrated systems allow tailor-made configurations. The particular design of the unit, with a suspended patient chair, offers the dental team exclusive ergonomics, such as the sliding function, and an unprecedented level of patient comfort.

INTEGRATED MULTIMEDIA

Hi-definition X-ray diagnostics and visual communication systems complete the range of choices, providing the S280TRC work unit with all the instruments required for excellent dental surgery.

S280TRC

PROFESSIONAL
PERSONALITY

5

S280 CONTINENTAL

6



S280TRC

PROFESSIONAL
PERSONALITY

7

S280 INTERNATIONAL

8





ALWAYS CONNECTED

To keep pace with technological developments, the Stern Weber product range features Internet connectivity. This latest innovation provides access to optional digital services that improve dental surgery efficiency.

When linked to the Internet via Easy Check, the dental unit can rely on a real-time remote troubleshooting and technical support service.

Moreover, the Di.V.A.* optimises workflows in technologically advanced dental surgeries and helps dentists monitor, via a dashboard, their usage of available instruments and analyse surgery efficiency. In larger facilities, it is an excellent tool for managing workloads and for planning maintenance.

*Digital Virtual Assistant



**A patient chair designed
for patient comfort and the
convenience of the dental
team**

Exceptional access to the operating zone as the compact patient chair has no on-floor footprint.

Maximum comfort for the patient, who receives a flawless welcome. Hard-wearing upholstery, a lifting capacity of up to 190 kg and a safe and reliable system of motors.



Memory Foam

Exceptional comfort and proper anatomical support thanks to special upholstery options.



Standard backrest

Shaped to provide the dental staff with a comfortable approach to the patient during treatment. Suitable for adults, children and all types of treatment.



Nordic backrest

Ensures lasting comfort during longer treatment sessions and is shaped to aid dentists working in 'indirect vision' mode.



Attaxis

The headrest that follows the patient's anatomy. Ultra-simple fingertip release of the pneumatic lock allows orbital movement to achieve perfect positioning, including vertical adjustment.



Exclusive movements for unique performance

Available as an optional, the innovative horizontal sliding function of the patient chair adds operating space for dentists working in the 12 o'clock position. When synchronised with the backrest movements, the horizontal sliding minimizes any compression or stretching of the patient's back, providing an experience of total relaxation. This synchronised movement allows adjustment of the backrest tilt while keeping the oral cavity under the operating light beam. It also makes use of the microscope easier. The sliding patient chair is equipped with soft-start and soft-stop technology for gentle and silent movement.



Multi-function foot control
A cutting-edge device with an ergonomic lateral slide control that enables activation of the Chip Air and Chip Water functions on the instrument in use, inversion of micromotor rotation (when extracted), control of the patient chair movement and recall of saved positions. Also available in a wireless version.



Pressure-operated foot control
Offering the same performance as the multi-function foot control, this unit offers different ergonomics for those who prefer a pressure-operated version. Both devices provide peristaltic pump on/off controls in surgery mode. Also available in a wireless version.



Power Pedal
This third foot control model offers different design and ergonomics. It provides the same functions as the more conventional models.



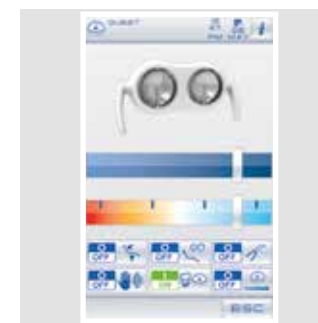
The new 7" multi-touch control panel allows full and precise operational control of dynamic instruments and integrated systems

All branches of dentistry benefit from the evolved system of parameter settings, which also cover specialist treatments such as endodontics and implantology. The simple, user-friendly interface provides a clear view of all information and offers numerous customizations. Designed for clinical environments, it is resistant to impact and water, and thanks to the accelerometer, it can be positioned to suit your needs. In the "Clinic" version, the large 7" touch screen ensures excellent visibility from any angle. The optional Multimedia version optimizes image and video display with HD resolution.



Smartphone-like friendliness

Clear, intuitive graphics to help speed up treatment times. Smartphone-like operation makes for an extremely simple, up-to-the-minute user experience.



USB

The Multimedia version of the control panel has a USB port to upload/download diagnostic images (where the integrated multimedia system is present). For large multi-dentist clinics or single-dentist surgeries that make use of external consultants, dentists can set their own parameters and save them directly on the control panel or, on the Multimedia version, on a USB storage device. Just one click and users can call up their individual profiles as and when needed.



Precise settings and intuitive controls


Advanced electronics for total control and perfect management of the instrument settings for each clinical specialization. Dentists benefit from maximum performance and can customize the features according to their preferences, to achieve their full potential in all clinical areas. Advanced controls ensure precise management of instrument settings, which can be personalised and saved for one or more users.



SC Scalers
Ultrasound scalers, compatible with the best commercially available tips, for supragingival prophylaxis and periodontal tasks. Also suitable for the preparation of small cavities and usable in endodontic root canal cleaning techniques. Available with or without LED lighting.



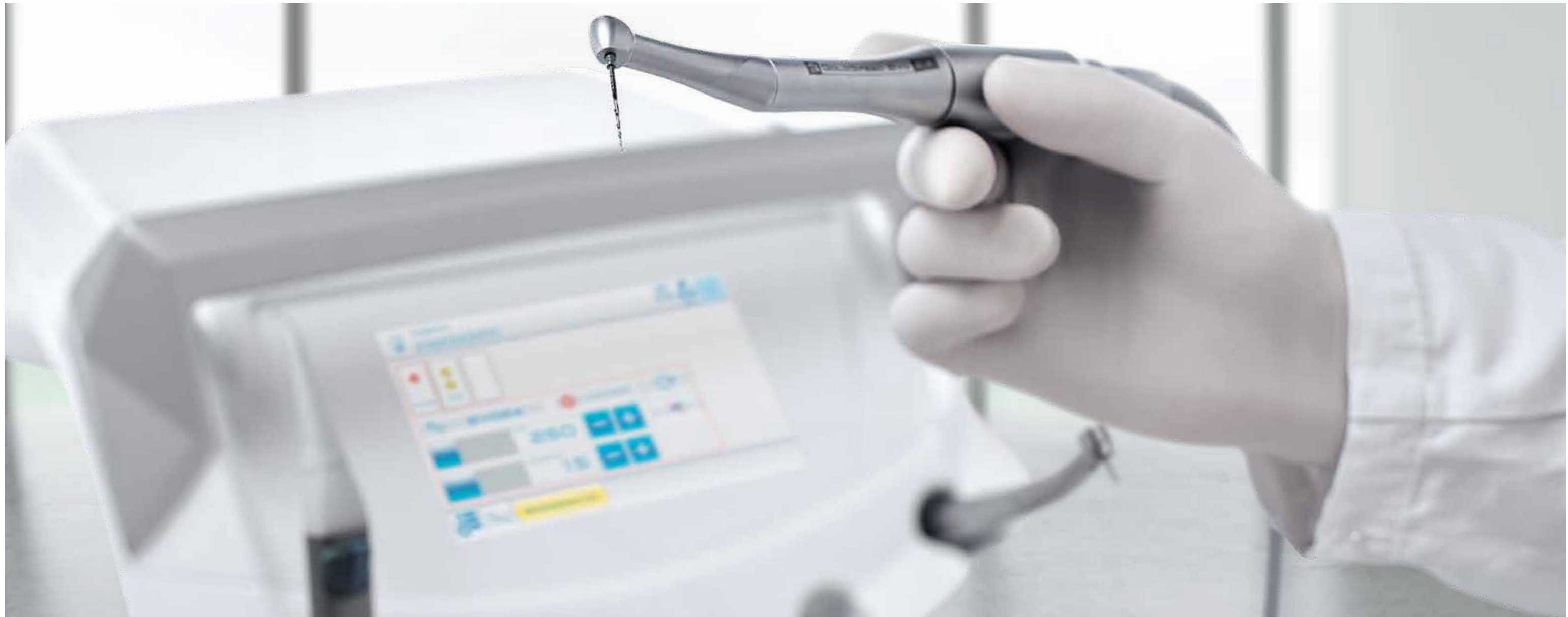
T-LED
Patented instrument with 180° ergonomic rotation. Features 6 polymerisation and bonding programmes with immediate or gradual start. Does not cause composite shrinkage.



Turbines and contra angles
Six silent yet powerful advanced turbine models, plus a broad range of ergonomic contra angles that meet all clinical needs, from conservative dentistry to implant surgery and endodontics.



i-XR3L Micromotor
Extremely powerful, light and versatile, the i-XR3L is suitable for conservative and prosthetic dentistry treatment.



Instruments, functions and integrated devices for implantology and endodontics

The dental unit incorporates all the elements needed to perform specialist treatment. With the i-XS4 micromotor, dentists can switch from conservative mode to ENDO or IMPLANT mode at any time. User-friendly controls, personalised parameters for one or more dentists, data displayed on the control panel. The Full Touch panel, in both the Clinic and Multimedia versions, becomes a dedicated interface for the specialist treatment in progress. Both modes provide useful support during treatment, saving time and speeding up workflows.



Endodontics

With access to a pre-loaded library, the dentist can provide treatment with conventional instruments and with reciprocating instruments, in the optional mode. With the dedicated contra angle, the apex locator allows the apex distance to be displayed on the display. The nearing of the apex is also indicated by a warning buzzer and the micromotor rotation is automatically disabled when it is reached.



EVO E4 contra angle

Featuring a 4:1 ratio specific for endodontics, the EVO E4 contra angle can be autoclaved and heat-disinfected. The miniaturised head makes access to the treatment zone easier. Recommended for endodontic treatment in reciprocating mode and with use of the integrated apex locator.



Implantology

Integration of systems for implantologists - which can be managed via the control panel or dental unit foot control - does away with the need for space-consuming stand-alone devices. Dentists can easily set and save clinical parameters for each stage of implant site preparation and implant placement.



Peristaltic pump

The peristaltic pump, controlled via the Full Touch control panel, is integrated into the dentist's module, eliminating the need for any additional modules or carts around the patient chair.



i-XS4 micromotor

The i-XS4 is suitable for endodontics and for implant surgery. The software allows fine and safe control of speed and torque, which can reach 70 Ncm with the EVO R20L, and a specific contra angle for surgery with a 20:1 ratio.



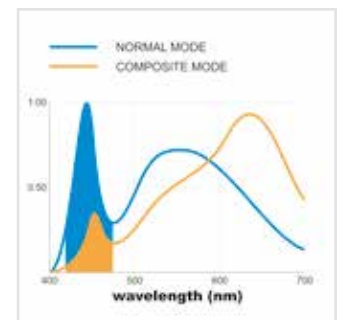
A latest-generation light for every clinical need

The new Venus LED MCT lamp is an important step in the evolution of clinical lighting. The colour rendering index (CRI) is above 95, allowing ultra-high colour fidelity, and the choice of 3 different colour temperatures enables users to select the right lighting for the specific clinical procedure. Light intensity is adjustable up to 50,000 Lux. A broad spotlight and excellent depth of field, from 55 to 85 cm, reduce the need for the dentist to reposition the lamp during treatment. In addition, "composite" mode can be activated quickly to prevent premature composite curing.



Targeted lighting, advanced versatility


The Venus LED MCT has a specific setting for every need. There are three different settings, optimised for different circumstances: a 4300K warm light for surgical treatment, a 5000K neutral light for conservative dentistry and a 5500K cool light for realistic colour capture.



Composite mode

Working in "composite" mode ensures good visibility within the operating area without affecting composite curing.

The 430-480 nm wavelength range is filtered, slowing down the activity of the camphorquinone to provide more time for modelling the materials.



Exceptional manoeuvrability to support all operating styles

Smaller dimensions, compact geometry and new arms for the Continental module. All operating positions can be reached without effort. Setting the working height is easy thanks to the pneumatic brake that releases the arm system, activated by a sensor on the handle. Instrument lever height has been reduced to minimise interference with the light in the work zone. The light, streamlined dentist's module never interferes with the lamp during operations and can reach the transthoracic position, thanks to the ample rotation of the arm system.



Left Side Pack
An option on the S280TRC Continental, the Left Side Pack configuration allows the placement of the console on the left side of the instrument module, with an additional handle for better manoeuvrability.



Compact tray
The stainless steel tray is conveniently housed under the module. Position-adjustable, it can easily be used by either dentist or assistant. A compact tray of minimum size and bulk is available as an alternative.




SideFlex instrument levers
Removable instrument levers with swing joints that also allow lateral movement are available as an optional extra. The instrument levers do not cause wrist fatigue and are self-balancing. In addition, the instrument tubing provides very ample excursion.



A module designed in accordance with the ergonomic needs required and tested by daily clinical procedures

Thanks to the design and mobility of the arm unit, dentists can position the module to suit their own clinical needs, in all operating positions. Having all the right instruments always at your fingertips is simple, thanks to the ergonomic arrangement of the supports. The large display includes controls for patient chair movement, instruments and integrated systems.



Tray holder
Large transthoracic tray holder mounted on the International module. The tray holder can be positioned as desired for greater comfort.



Sixth instrument
The international dentist's module can be completed with an optional sixth instrument: camera or T-LED light.



X-ray viewer
The optional backlit X-ray viewer can be used to display all X-ray images, including panoramic ones.



Everything required for X-ray diagnostics on board the machine

The system features advanced technology, including the X-ray unit with digital wireless hand-held controller, a LED monitor with optional touch-screen function and a latest-generation digital sensor. The X-ray image can be shown in mere seconds on both the 22" monitor and the 7" display on the Full Touch control panel in the Multimedia version. Diagnostic potential is increased and treatment procedure times are reduced.



RXDC - HyperSphere technology

Incorporated on the dental unit, the X-ray unit and handheld control unit require no additional installation points. Thanks to a combination of 30 cm collimation and a 0.4 mm focal spot, parallelism is excellent and images are pin sharp. Locked and unlocked by touch-sensitive pads, the tube head rotates freely around the spherical joint.



Zen-X X-ray sensor

Extractable sensor with USB lead located on the dentist's module, can capture high-resolution images with minimal radiation dosage. Able to be sanitised, the sensor comes in two different sizes and is IP67 certified against water and dust infiltration.





Sharing to increase patient motivation

The latest-generation HD dental camera and Full HD 16:9 tilt-adjustable medical monitor are available to the dentist in an integrated multimedia system, as a powerful patient motivation tool. The dental camera, thanks to the slender handpiece design, can reach distal zones with ease. Excellent depth of field eliminates any need for manual focusing.



C-U2 HD camera
Streams HD images directly to the Full Touch Multimedia control panel or the integrated monitor. Speeds up diagnostics and generates material for documenting the treatment and completing clinical reports.



Macro Cap
An extremely useful accessory, Macro Cap can magnify up to 100x in ultra-high resolution. Three additional, high purity glass lenses optimise the lighting of details located close to the optical unit.



22" LED Monitor
The monitor has 93/42/EEC certification and is also available in a multi-touch version with adjustable screen orientation.



**Scientifically certified
hygiene systems for the
total peace of mind of the
team and the patient**

A wide range of hygiene devices can be managed with ease through the Full Touch control panel. Dentists can configure their own dental unit in accordance with specific needs. The user-friendly interface helps users manage maintenance and daily disinfection of the water circuits, while protecting the operating unit against pathogens.



The efficiency of combined systems

Tests performed by the **Sapienza University of Rome** and the Department of Public Health and Paediatrics of the **University of Turin** have shown that combining execution of a daily **BIOSTER** intensive disinfection cycle with use of the **W.H.E.** system results in the complete absence of bacterial load in the cooling liquids delivered by the instruments.



I.W.F.C.

Activated via the control panel, the device ensures tubing is kept clean after the machine has remained idle for a time. Included in the **BIOSTER** or available separately.



A.C.V.S.

Automatic system that carries out suction system sanitisation cycles between one patient and another. Practical and fast.



W.H.E.

Continuous **Peroxy Ag+** (H_2O_2) based disinfection system and air gap separation device between mains water and dental unit circuits. Acts against all water-borne contaminants, including Legionella.



SANASPRAY

Tank with distilled water as an alternative to mains water.



Designed to prevent the risk of infection

Stern Weber ensures hygiene by using active devices and applying a concept developed during the design stage. All-round protection for dentists, patients and all personnel who come into contact with the dental unit. From removable parts that streamline daily cleaning tasks (e.g. cuspidor bowl and upholstery) to simple-to-sanitise surfaces and a selection of materials that make disinfection easier.



Removable handle
The new dentist's module handle can easily be removed for thorough sanitisation.



Handpiece support
The autoclavable silicone instrument mat can easily be removed to make cleaning easier.



Removable instrument levers
The instrument levers have a swing joint that also allows lateral movements and are removable. This allows thorough cleaning of every single element.

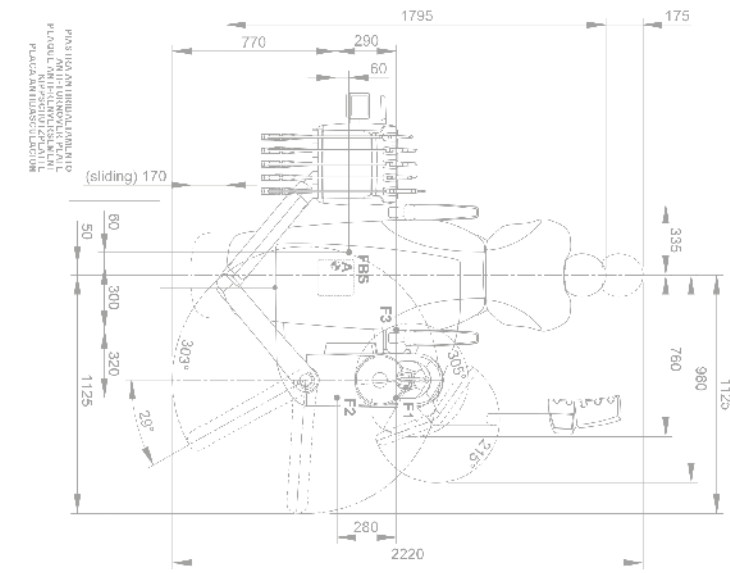
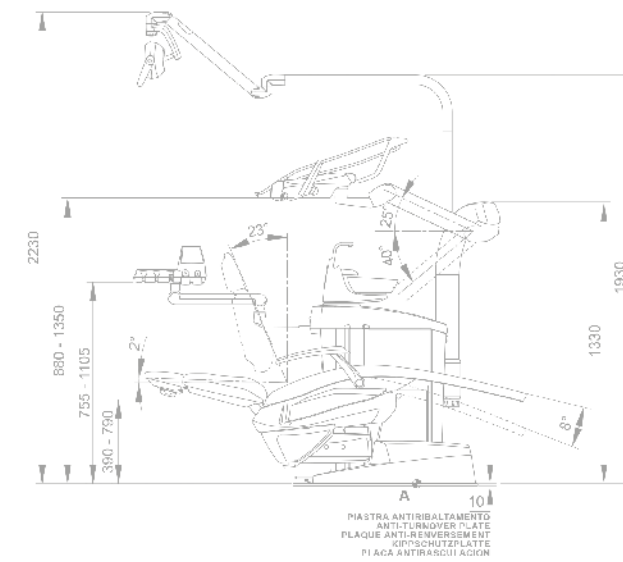


Removable padding
Made of hard-wearing material, the upholstery can be removed to allow thorough cleaning of the patient chair.

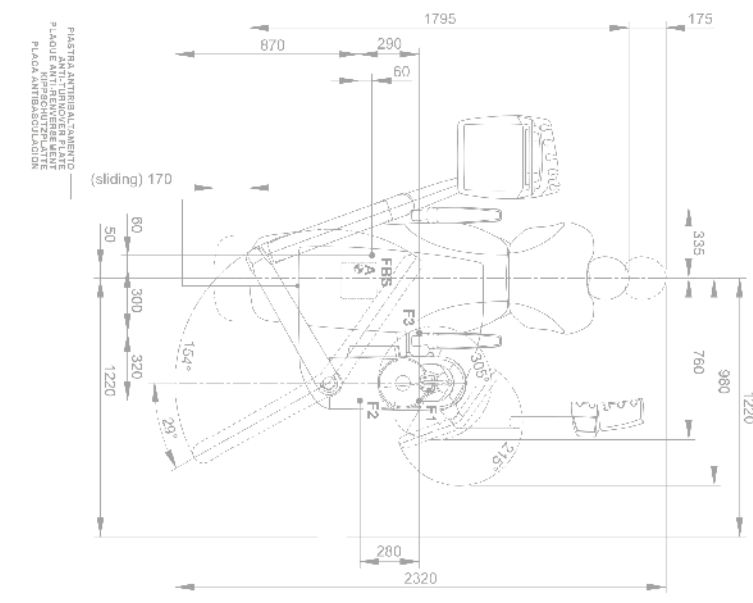
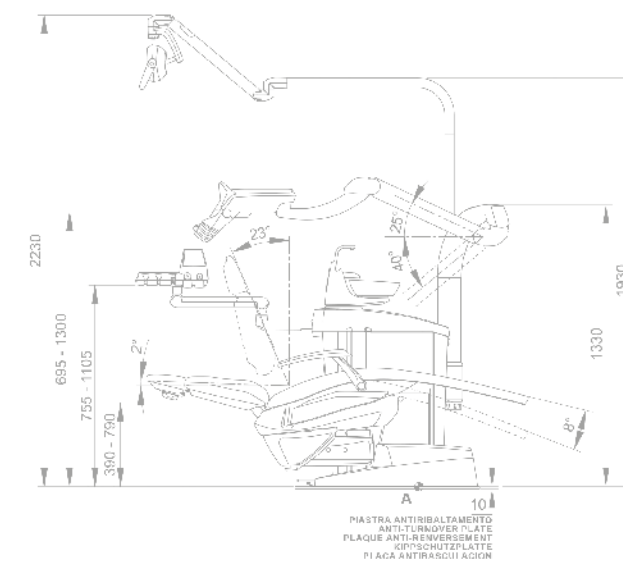
S280TRC	CONTINENTAL	INTERNATIONAL
HYGIENE SYSTEMS		
BIOSTER	*	*
A.C.V.S.	*	*
SANASPRAY	*	*
W.H.E.	*	*
I.W.F.C.	*	*
DENTIST'S MODULE		
LEFT SIDE PACK	*	-
Clinic 7" Full Touch display	●	●
Multimedia 7" Full Touch display	*	*
i-XR3 Micromotor with fibre optics (100 – 40,000 rpm, 3.3 Ncm)	●	●
i-XS4 Micromotor with fibre optics (100 – 40,000 rpm, 5.3 Ncm)	*	*
Scaler (with or without f.o.)	*	*
6-way syringe	●	●
Sixth instrument	*	*
Integrated X-ray sensor	*	*
Reciprocating Mode Module	*	*
Integrated Apex Locator	*	*
Peristaltic pump kit	*	*
UNIT BODY		
Glass cuspidor bowl	●	●
Ceramic cuspidor bowl	*	*
Cuspidor bowl drive system	*	*
Cup fill sensor	*	*
Cup filler water heater	●	●
Spray heating	*	*
Independent cannulae selection	●	●
Suction stop device on chair base	●	●
Multimedia application wiring	●	●
Assistant's tray holder	*	*
Assistant's module with 3 holders	●	●
Assistant's module with 5 holders	*	*
Venus LED MCT lamp	●	●
PATIENT CHAIR		
SOFT-MOTION movements and Sliding function	*	*
Atlaxis headrest	*	*
Adjustable right armrest	*	*
Left armrest	●	●
Child's cushion	*	*
Multi-function foot control	●	●
Pressure-operated foot control	*	*
Power Pedal foot Control	*	*
Wireless multi-function foot control	*	*
Wireless pressure-operated foot control	*	*

● as standard * optional – not available

CONTINENTAL



INTERNATIONAL



The measurements shown in the drawings are in mm.

